


Registering a Player on Roots Admin Platform


1

Navigate to <https://app.rootsadmin.com/STFCCF/guardian>



The screenshot shows a registration form for the Swindon Town FC Community Foundation. The form is centered on a red background with a soccer ball. The form includes the Swindon Town FC Community Foundation logo at the top, followed by the text "You are invited to join Swindon Town FC Community Foundation". Below this is an "Email Address" label and a text input field. A blue "Next" button is positioned below the input field. At the bottom of the form is a black button with white text that reads "Already have an account? Click here to sign in". The Roots Admin logo is visible at the bottom center of the page.


2 Click the "Email Address" field.



The image shows a registration form for the Swindon Town FC Community Foundation. The form is centered on a dark red background with a soccer ball on the right. The form itself is white with a red border. At the top is the Swindon Town FC logo, which includes a shield with a cross and the year 1879, and the text "Swindon Town FC Community Foundation" below it. Below the logo, the text "You are invited to join Swindon Town FC Community Foundation" is displayed. Underneath this is the "Email Address" label, followed by a text input field. An orange circle highlights the input field. Below the input field is a blue button labeled "Next". At the bottom of the form is a black button with white text that reads "Already have an account? Click here to sign in". Below the form, centered on the background, is the "ROOTS" logo, which consists of a stylized white 'R' inside a circle with the word "ROOTS" in white capital letters below it.

3 Type your email address

4 Click "Next"



The image shows a registration form for the Swindon Town FC Community Foundation. The form is centered on a red background with a soccer ball. The form includes the Swindon Town FC logo, the text "You are invited to join Swindon Town FC Community Foundation", an "Email Address" field with the value "info@rootsadmin.com", a "Next" button, and a link "Already have an account? Click here to sign in". The "Next" button is highlighted with a red circle.

Swindon Town FC
Community Foundation

**You are invited to join Swindon
Town FC Community Foundation**

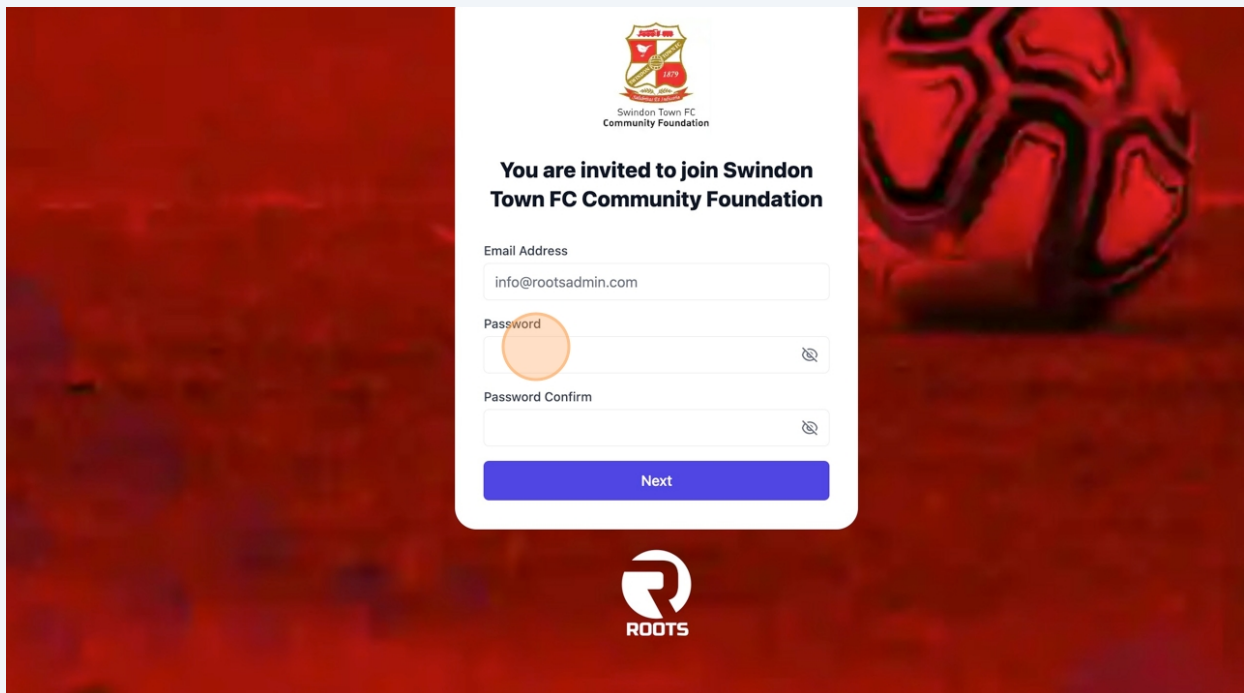
Email Address
info@rootsadmin.com

Next

Already have an account? Click here to sign in

ROOTS

5 Click the "Password" field.



The image shows the same registration form as in step 4, but with the "Password" field highlighted by a red circle. The "Password" field is currently empty. The "Next" button is still present at the bottom of the form.

Swindon Town FC
Community Foundation

**You are invited to join Swindon
Town FC Community Foundation**

Email Address
info@rootsadmin.com

Password

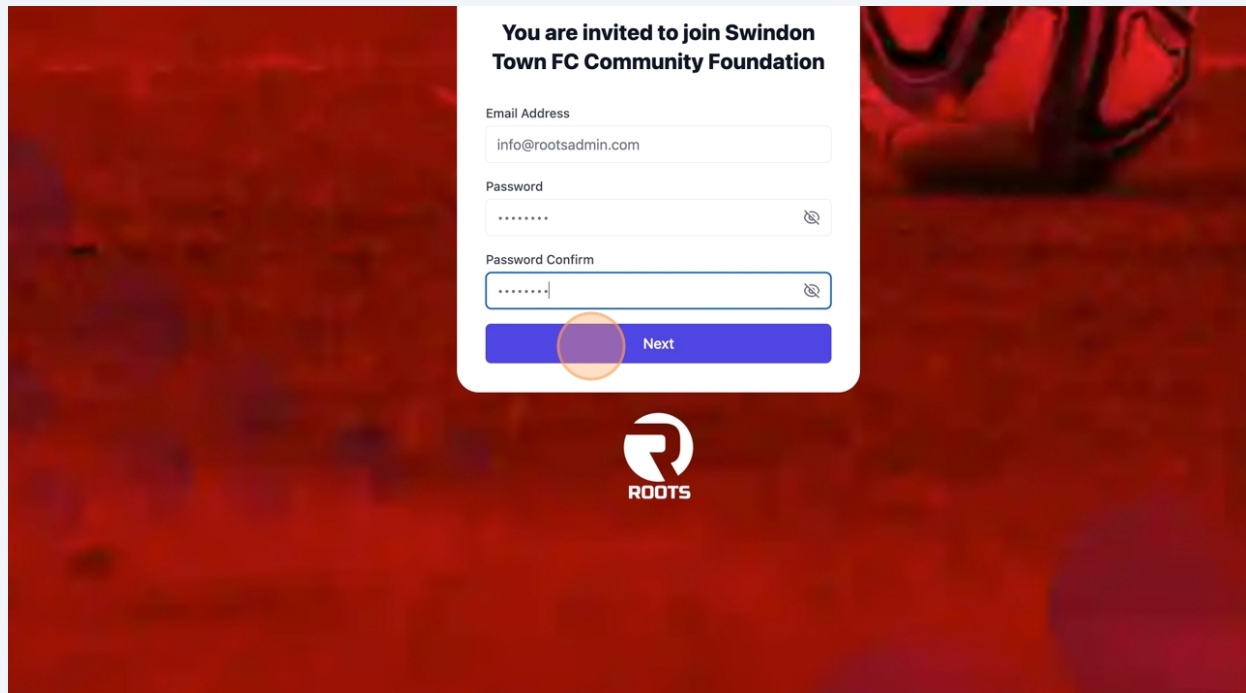
Password Confirm

Next

ROOTS

6 Type your password and then type it again in the next box to confirm.

7 Click "Next"



The image shows a registration form titled "You are invited to join Swindon Town FC Community Foundation". The form is set against a red background with a faint image of a football. It contains three input fields: "Email Address" with the value "info@rootsadmin.com", "Password" with masked characters "*****", and "Password Confirm" also with masked characters "*****". Each field has a small eye icon to toggle visibility. Below the fields is a blue "Next" button, which is highlighted with a yellow circle. At the bottom center of the form area is the "ROOTS" logo, consisting of a stylized 'R' inside a circle.

You are invited to join Swindon Town FC Community Foundation

Email Address
info@rootsadmin.com


Password

Password Confirm

Next

ROOTS

8 Fill out your personal details



Swindon Town FC
Community Foundation

Home

Events

Billing

Logout

Profile

⚠️ Your profile details are required before you can continue.

Use this page to configure and change information about you.

Photo ?

Choose file No file chosen

First Name*

Last Name*

Email*

Date of Birth*

Phone Number*

Post code*

Address line 1*

Address line 2

Town*


FA number (if known)

info@rootsadmin.com

DD/MM/YYYY

Start typing postcode...

9 To enter your address, click on the "Post code" field.



Swindon Town FC
Community Foundation

Home

Events

Billing

Logout

Profile

Photo R

Choose file No file chosen

First Name*

Last Name*

Email*

Date of Birth*

Phone Number*

Post code*

Address line 1*

Address line 2

Town*

FA number (if known)

Roots

Admin

info@rootsadmin.com

25/12/1990

0330 050 1001

Start typing postcode...

Email Communications

Terms and Conditions*


☒ Yes, I agree to be contacted by Swindon Town FC Community Foundation

☐ Accept T&C (view)

Get Scribe Pro


Dismiss


10 Type your postcode in the box provided.


**Swindon Town FC
Community Foundation**


>

**Swindon Town FC
Community
Foundation**

 Home

 Events

 Billing

 Logout

Profile



 **Your profile details are required before you can continue.**
Use this page to configure and change information about you.

Photo 


First Name*

Last Name*

Email*

Date of Birth*

25/12/1990



Phone Number*

Post code*

GL7 2NX

Address line 1*

Address line 2

Town*

FA number (if known)

Email Communications

☒ Yes, I agree to be contacted by Swindon Town FC Community Foundation

Terms and Conditions*

☐ Accept T&C (view)

Save

Choose file No file chosen


Roots

Admin

info@rootsadmin.com


0330 050 1001

GL7 2NX

 **Capturing outside the browser?**
No problem! To capture guides for other applications, use Scribe Pro's desktop app.
☐ Don't remind me again.

Get Scribe Pro

Dismiss

 info@rootsadmin.com
Finish Setup

Made with Scribe - <https://scribehow.com>

6

11 Find your address from the automated search results.

Swindon Town FC
Community
Foundation

[Home](#)
[Events](#)
[Billing](#)
[Logout](#)

Photo

First Name*

Last Name*

Email*

Date of Birth*
25/12/1990

Phone Number*

Post code*
GL7 2NX

Address line 1*

Address line 2

Town*

FA number (if known)

Choose file No file chosen

Roots

Admin

info@rootsadmin.com

25/12/1990

0330 050 1001

GL7 2NX

Cirencester Antique Centre - 25 Market Place, Cirencester, Gloucestershire, GL7 2NX

Coventry Bldg Soc - 19 Market Place, Cirencester, Gloucestershire, GL7 2NX

Different Kind - 29-35 Market Place, Cirencester, Gloucestershire, GL7 2NX

John Titcombe - 39 Market Place, Cirencester, Gloucestershire, GL7 2NX

Email Communications

Terms and Conditions*

☒ Yes, I agree to be contacted by Swindon Town FC Community Foundation

☐ Accept T&C (view)

12 Click on your address.

Community
Foundation

[Home](#)
[Events](#)
[Billing](#)
[Logout](#)

First Name*

Last Name*

Email*

Date of Birth*
25/12/1990

Phone Number*

Post code*
GL7 2NX

Address line 1*

Address line 2

Town*

FA number (if known)

Roots

Admin

info@rootsadmin.com

25/12/1990

0330 050 1001

GL7 2NX

Cirencester Antique Centre - 25 Market Place, Cirencester, Gloucestershire, GL7 2NX

Coventry Bldg Soc - 19 Market Place, Cirencester, Gloucestershire, GL7 2NX

Different Kind - 29-35 Market Place, Cirencester, Gloucestershire, GL7 2NX

John Titcombe - 39 Market Place, Cirencester, Gloucestershire, GL7 2NX

Email Communications

Terms and Conditions*


☒ Yes, I agree to be contacted by Swindon Town FC Community Foundation

☐ Accept T&C (view)

Save

13 Click to read the terms and conditions.

Home
Events
Billing
Logout

Last Name*	Admin
Email*	info@rootsadmin.com
Date of Birth*	25/12/1990 
Phone Number*	0330 050 1001
Post code*	GL7 2NX
Address line 1*	Cirencester Antique Centre
Address line 2	21 Market Place
Town*	Cirencester
FA number (if known)	
Email Communications	<input checked="" type="checkbox"/> Yes, I agree to be contacted by Swindon Town FC Community Foundation
Terms and Conditions*	<input type="checkbox"/> Accept T&C (view)
<div>Save</div>	

info@rootsadmin.com
Finish Setup

14 Click "Accept"

Terms & Conditions

- Misuse personal data of other Roots users.
- Add participants to groups or events without their consent.
- Circumvent any security features of Roots.

Violations may lead to account closure and termination of this agreement. Roots reserves the right to monitor content and enforce these Terms.

5. Intellectual Property Rights

Roots grants access to various types of content, which remains the property of the respective owners. You retain rights to your content. Roots owns the service and all proprietary content therein.

Users are responsible for the content they publish. Infringing content will be removed upon detection.

6. Data Protection

7. Your privacy is important to us. Our Privacy Policy, which is part of these Terms, describes how we collect, use, and protect your personal data in accordance with the UK GDPR. By using Roots, you consent to such processing and you warrant that all data provided by you is accurate.

Accept


Yes, I agree to be contacted by Swindon Town FC Community Foundation

☐ Accept T&C (view)

Save

15 Click "Save" to submit your profile as a guardian.

Home
Events
Billing
Logout

Last Name*	Admin
Email*	info@rootsadmin.com
Date of Birth*	25/12/1990 
Phone Number*	0330 050 1001
Post code*	GL7 2NX
Address line 1*	Cirencester Antique Centre
Address line 2	21 Market Place
Town*	Cirencester
FA number (if known)	

Email Communications ☒ Yes, I agree to be contacted by Swindon Town FC Community Foundation

Terms and Conditions* ☒ Accept T&C (view)

[Save](#)

info@rootsadmin.com
Finish Setup

16 Click "Add a player" to register your child.

Home
Events
Billing
Logout



No players added yet

You have successfully created your Roots account.
Please add players details for you and or any of your dependents

[Add a player](#)

Roots Admin
View Profile
Privacy Policy

17 Enter your child's details in the registration form.

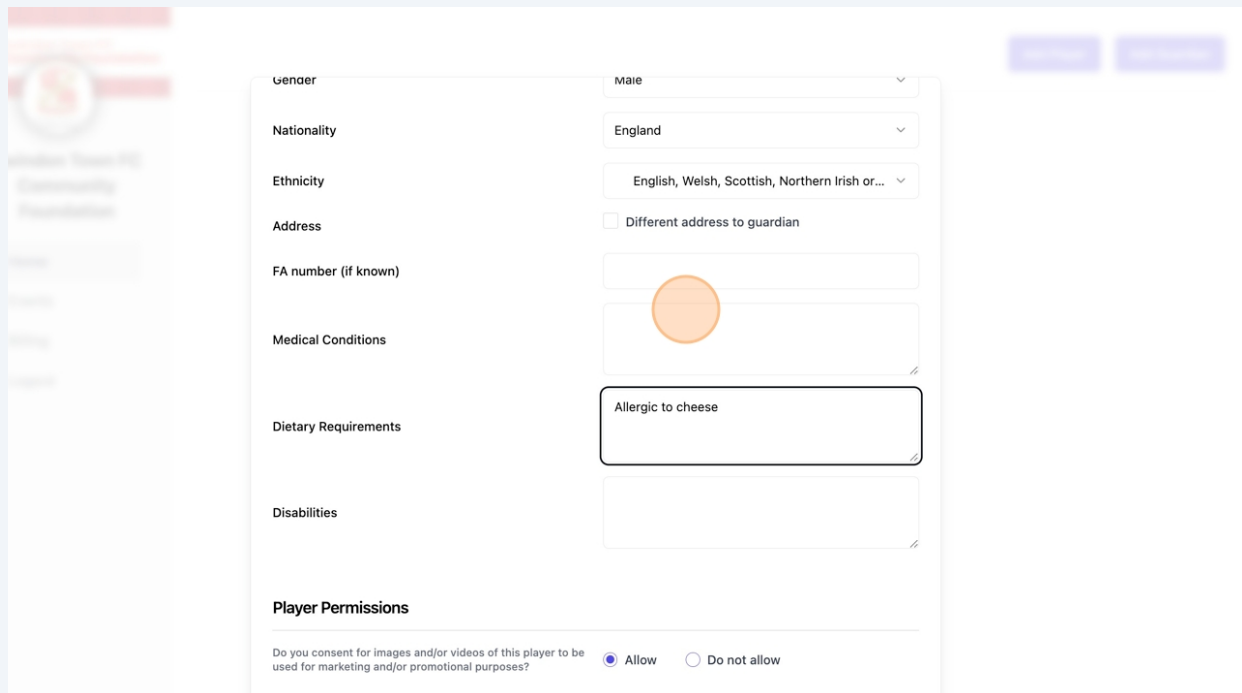
The screenshot shows a 'Player Profile' registration form. The form includes fields for Photo, First Name, Last Name, Date of Birth, Gender, Nationality, Ethnicity, Address, FA number (if known), and Medical Conditions. An orange circle highlights the 'Photo' field, which contains the text 'Choose file No file chosen'. The form is set against a background of a blurred document with a red circular stamp.

18 Select the gender, nationality and ethnicity of your child - you have the option to choose to "prefer not to say".

The screenshot shows the same 'Player Profile' registration form, but with an orange circle highlighting the 'Ethnicity' dropdown menu. The dropdown is open, showing the following options: 'English, Welsh, Scottish, Northern Irish or British', 'Indian', and 'Pakistani'. The form also shows the 'Gender' dropdown set to 'Male' and the 'Nationality' dropdown set to 'England'. The background remains the same blurred document with a red circular stamp.

19

Where relevant, outline your child's Medical Conditions, Dietary Requirements or Disabilities.

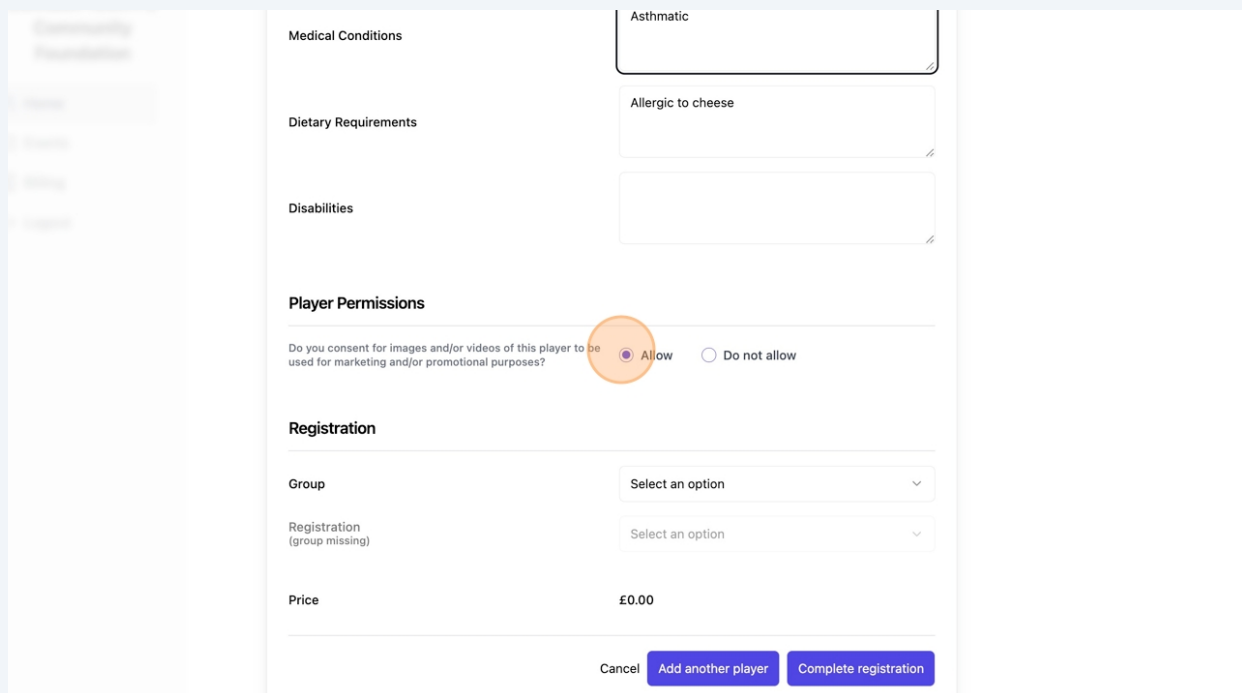


The screenshot shows a registration form with the following fields and options:

- Gender:** Male (selected)
- Nationality:** England (selected)
- Ethnicity:** English, Welsh, Scottish, Northern Irish or... (selected)
- Address:** ☐ Different address to guardian
- FA number (if known):**
- Medical Conditions:**
- Dietary Requirements:** Allergic to cheese
- Disabilities:**
- Player Permissions:**
 - Do you consent for images and/or videos of this player to be used for marketing and/or promotional purposes?
 - ☒ Allow
 - ☐ Do not allow

20

Decide whether you give permission for images and videos of your child to be used for marketing and/or promotional purposes.



The screenshot shows the same registration form as above, but with the following additional information:

- Medical Conditions:** Asthmatic
- Dietary Requirements:** Allergic to cheese
- Disabilities:**
- Player Permissions:**
 - Do you consent for images and/or videos of this player to be used for marketing and/or promotional purposes?
 - ☒ Allow
 - ☐ Do not allow
- Registration:**
 - Group:** Select an option
 - Registration (group missing):** Select an option
 - Price:** £0.00
- Buttons:** Cancel, Add another player, Complete registration

21

Choose the relevant group that your child will be joining - in this case: **"All Holiday Courses"**.

The screenshot shows a registration form with the following sections:

- Dietary Requirements:** A text input field containing "Allergic to cheese".
- Disabilities:** An empty text input field.
- Player Permissions:** A section with a question: "Do you consent for images and/or videos of this player to be used for marketing and/or promotional purposes?". Below the question are two radio buttons: "Allow" (selected) and "Do not allow".
- Registration:** A section with a "Group" dropdown menu. The dropdown is open, showing a list of options: "Boys Advanced 2025-26" (highlighted), "Boys Elite 2025-26", "Girls CFFE 2025-26", and "Girls ETC 2025-26". Below the dropdown is a "Registration (group missing)" label. At the bottom of the form are three buttons: "Cancel", "Add another player", and "Complete registration".

22

Once you have chosen a group, choose the registration that will apply - in this case: **"All Holiday Courses"**.

The screenshot shows the same registration form as in step 21, but with the "Registration" dropdown menu open. The "Group" dropdown is now closed and shows "Boys Advanced 2025-26". The "Registration" dropdown is open, showing a list of options: "All Holiday Courses" (highlighted), "Boys Advanced 2025-26", "Boys Elite 2025-26", "Girls CFFE 2025-26", and "Girls ETC 2025-26". Below the dropdown is a "Price" label with the value "£0.00". At the bottom of the form are three buttons: "Cancel", "Add another player", and "Complete registration".

23

Check the description of the registration to ensure that you are signing up for the correct group.

The screenshot shows a registration form with the following sections:

- Dietary Requirements:** A text input field containing "Allergic to cheese".
- Disabilities:** A text input field.
- Player Permissions:** A section with a question: "Do you consent for images and/or videos of this player to be used for marketing and/or promotional purposes?". There are two radio buttons: "Allow" (selected) and "Do not allow".
- Registration:** A section with two dropdown menus: "Group" (selected: "Boys Advanced 2025-26") and "Registration" (selected: "Boys Advanced Centre"). Below the dropdowns is a congratulatory message: "Congratulations on being selected for the Advanced Centre for the 2025-26 season. The initial payment of £35 will be debited on registration, with ten further instalments of £35 between 1st October 2025 and 1st July 2026." Below this is a table of fees: "Price" (£385.00), "Joining fee" (£35.00), and "Monthly fee" (£35.00). The "Boys Advanced Centre" dropdown is highlighted with an orange circle.

24

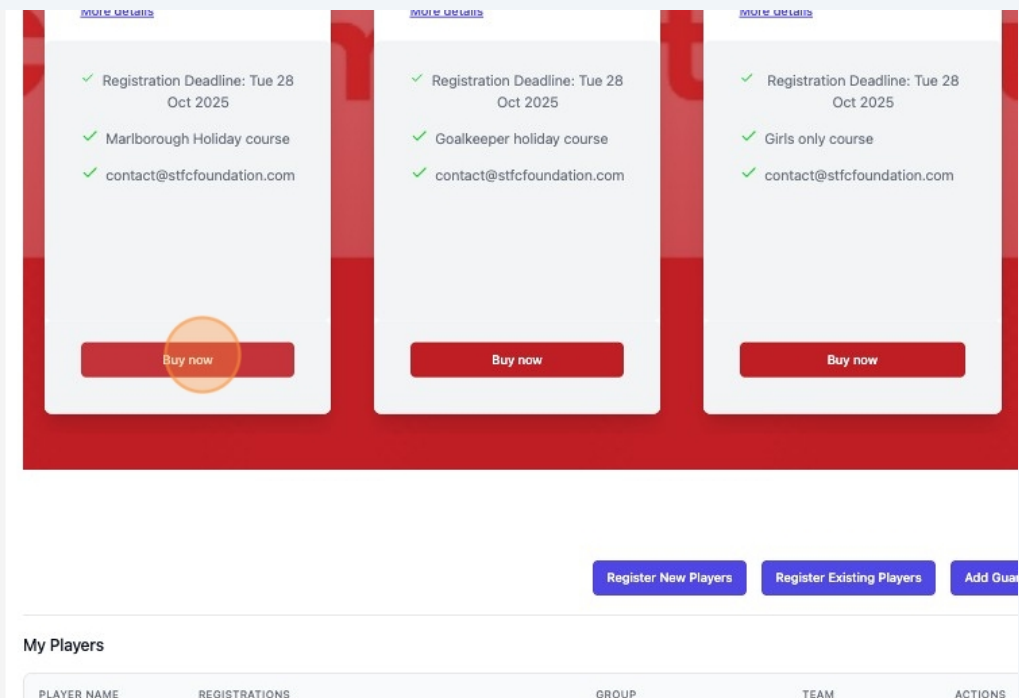
If you have another child, you can choose to add another player. If not, press the Complete Registration button to continue.

The screenshot shows the same registration form as in step 23, but with the following changes:

- The "Registration" section now includes a "Number of payments" field with the value "10".
- At the bottom of the form, there are three buttons: "Cancel", "Add another player", and "Complete registration". The "Complete registration" button is highlighted with an orange circle.

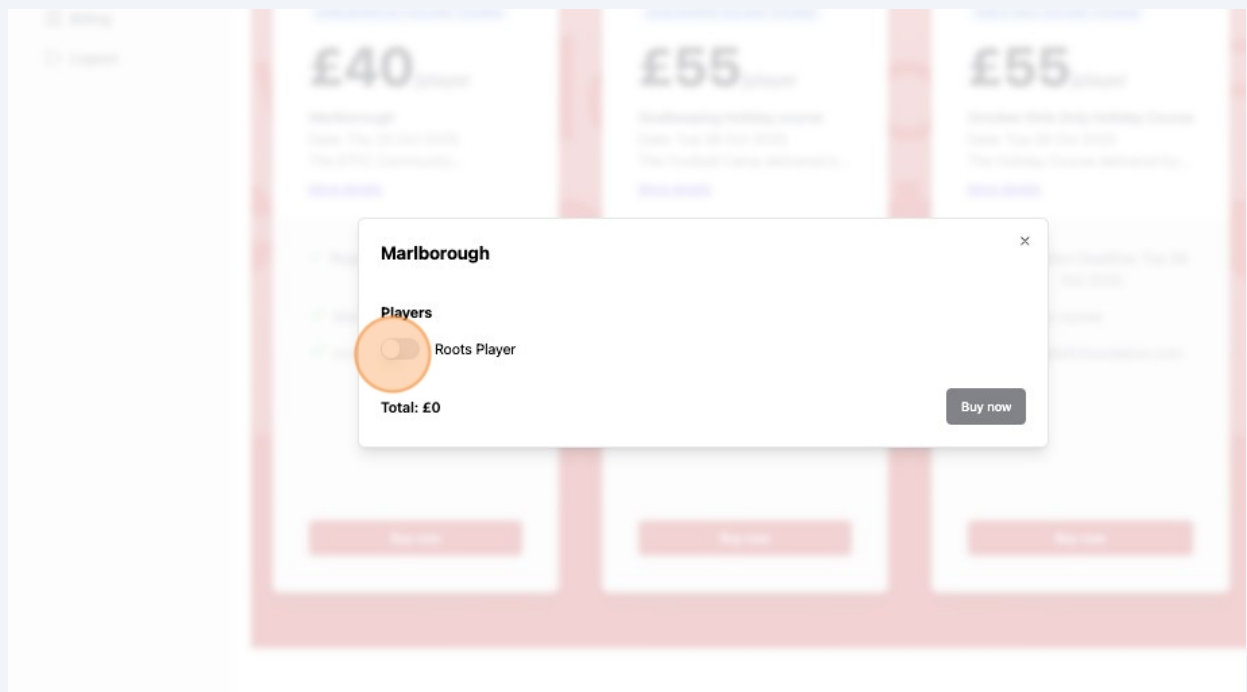
25

You will not be charged for the initial registration. Clicking on the "Home" or "Events" link on the menu will show you the latest events. Click "Buy now" on the event you wish to register for.

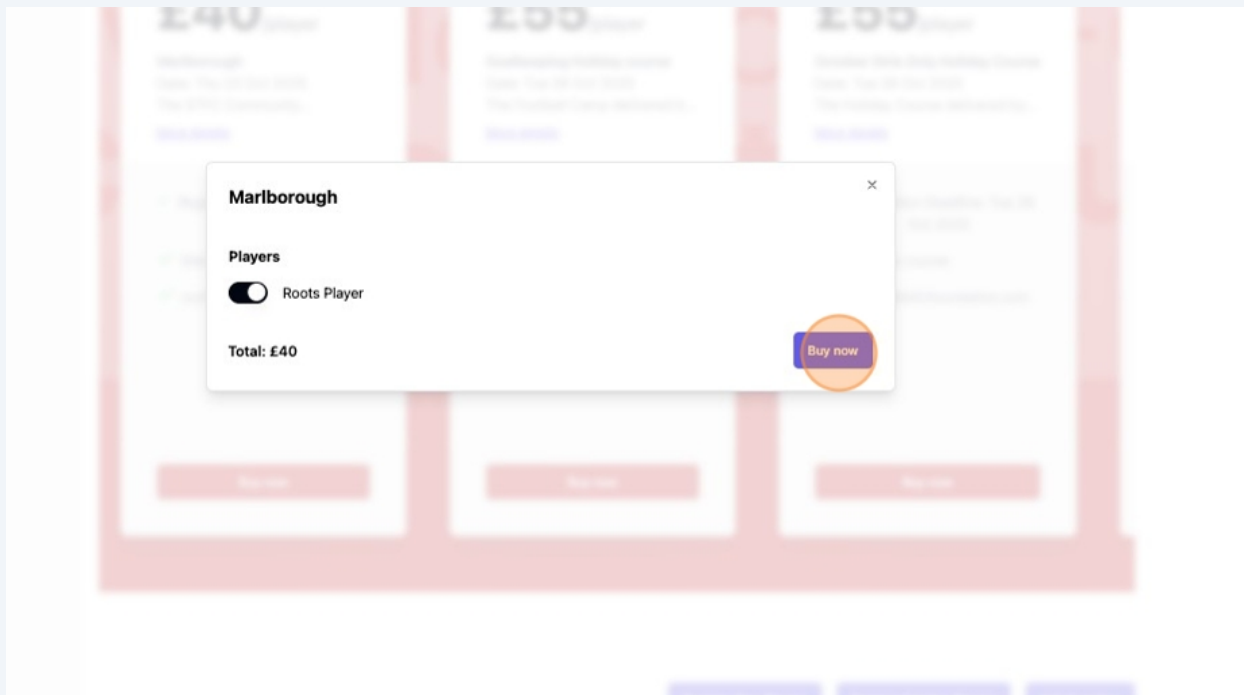


26

Click on the toggle button to select the children who will be attending.



27 Click "Buy now"



28 Enter your payment details.

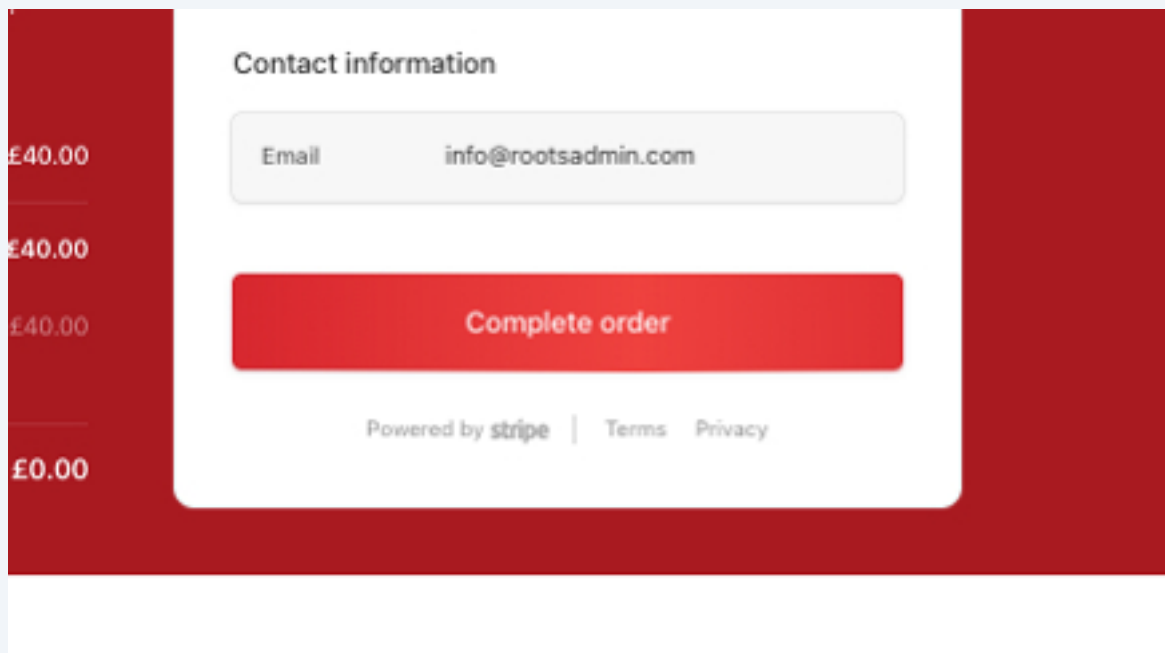
A screenshot of a payment page for 'Pay Swindon Town FC Community Foundation'. The page is divided into two main sections. The left section, with a red background, displays the amount '£40.00' and a table with the following items:

Pay Swindon Town FC Community Foundation	
Marlborough	£40.00
Subtotal	£40.00
Add promotion code	
Total due	£40.00

The right section, with a white background, contains the following fields:

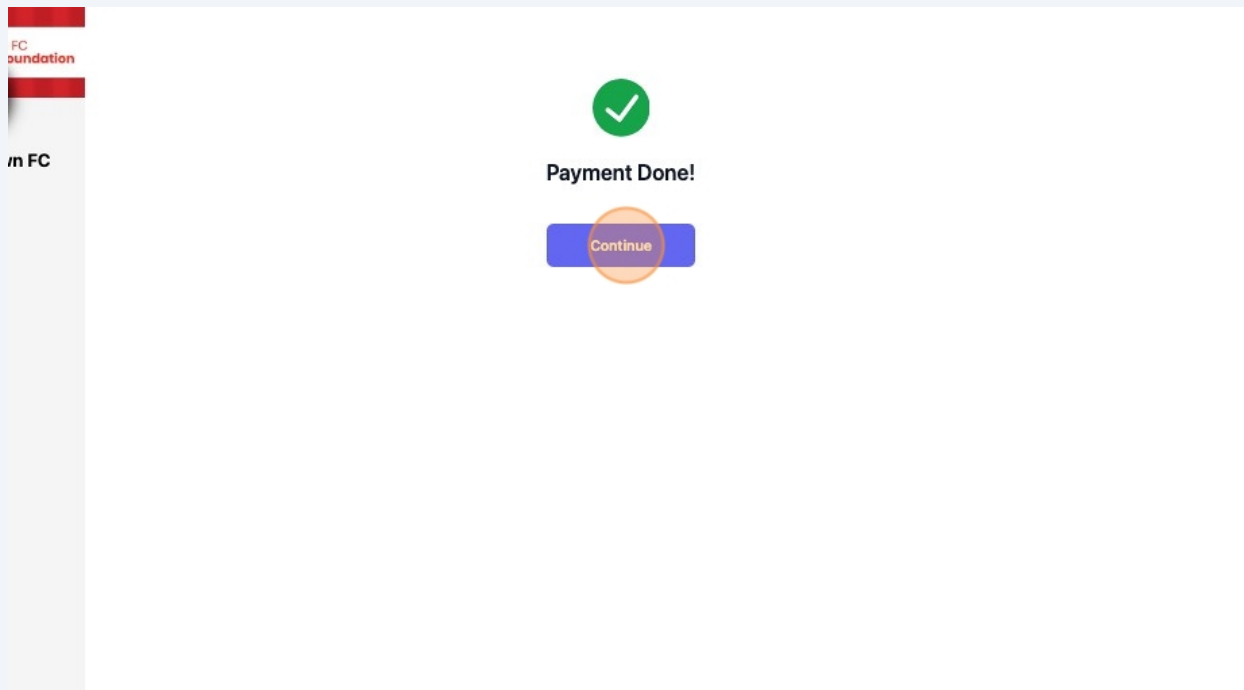
- Contact information:** Email field with 'info@rootsadmin.com'.
- Payment method:** Card information section with a card number field (1234 1234 1234 1234), MM / YY, and CVC fields. There are icons for VISA, Mastercard, and American Express.
- Cardholder name:** Full name on card field.
- Country or region:** A dropdown menu showing 'United Kingdom'.
- Postal code:** A text field.
- ☐ Save my payment information for future purchases
- Pay:** A large red button.

29 Complete your order.



The screenshot shows a checkout page with a dark red sidebar on the left containing a list of items, each priced at £40.00, and a total of £0.00 at the bottom. The main content area is white and titled 'Contact information'. It features an email input field with the text 'info@rootsadmin.com' and a large red button labeled 'Complete order'. At the bottom of the white area, it says 'Powered by stripe | Terms Privacy'.

30 Click "Continue"



31 You will see your child listed as an event attendee on the Home screen.

Buy now

Buy now

Buy now

Register New Players

Register Existing Players

Add Guardian

My Players

PLAYER NAME	REGISTRATIONS	GROUP	TEAM	ACTIONS
Roots Player	All Holiday Courses (expires: 26/08/2026)	All Holiday Courses	Not Available	Delete

My Events

Event Name	Attendee(s)	Price	Event Start	Event End
Marlborough	Players: Roots Player	£40	Thu, Oct 23, 2025 at 9:00 AM	Fri, Oct 24, 2025 at 3:00 PM

R

Roots Admin
View Profile
Policies